

# FlyVar Compact


From Direct Pumps and Tanks





## Table of Contents

Product Overview.....	2
FlyVar Features.....	3
Sample Installation.....	4
Application Areas.....	5
Connectivity.....	5
Specification.....	6
Technical Charts.....	7
Pump Curves.....	8



# FlyVar Compact

## Break Tank and Booster Set System

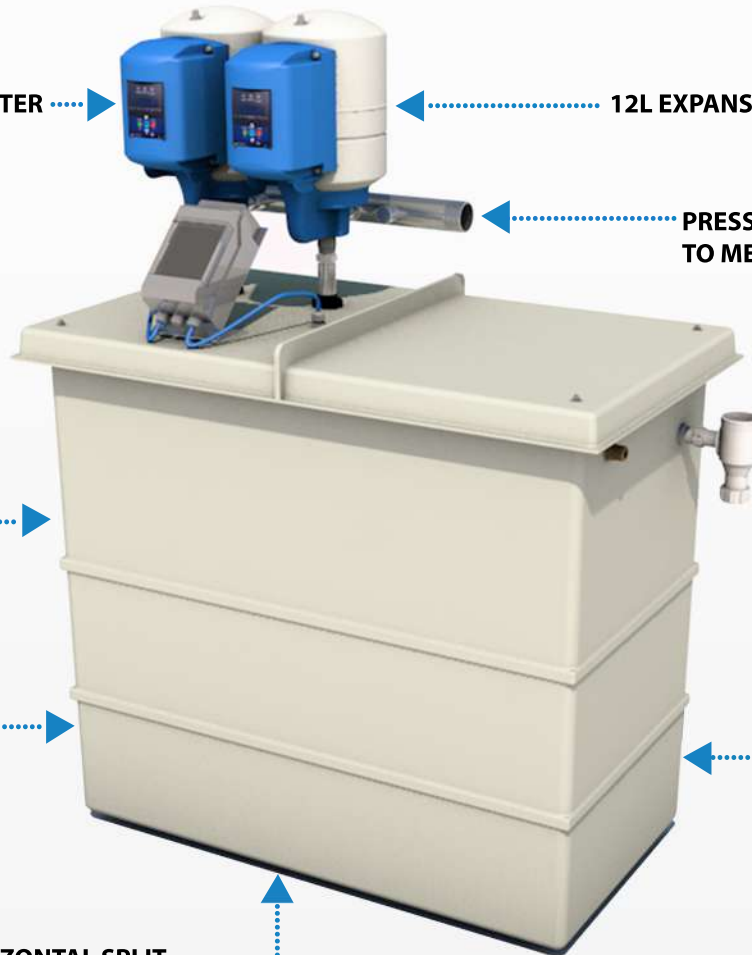
### Product Overview

- ▶ Simple 'plug and play' installation
- ▶ Fast to install little to connect
- ▶ Easy maintenance with split lid
- ▶ Comes with standby and duty assist
- ▶ Complete with power protection device
- ▶ Capacity from 187L to 3000L
- ▶ Ultra quiet submersible pump
- ▶ WRAS and British Water compliant





# FlyVar Compact Features at a Glance



DPT BLUETOOTH INVERTER

12L EXPANSION VESSEL x 2

PRESSURE RANGE 2 BAR TO 9 BAR  
TO MEET SPECIFIC REQUIREMENTS

UP TO  
3000L CAPACITY

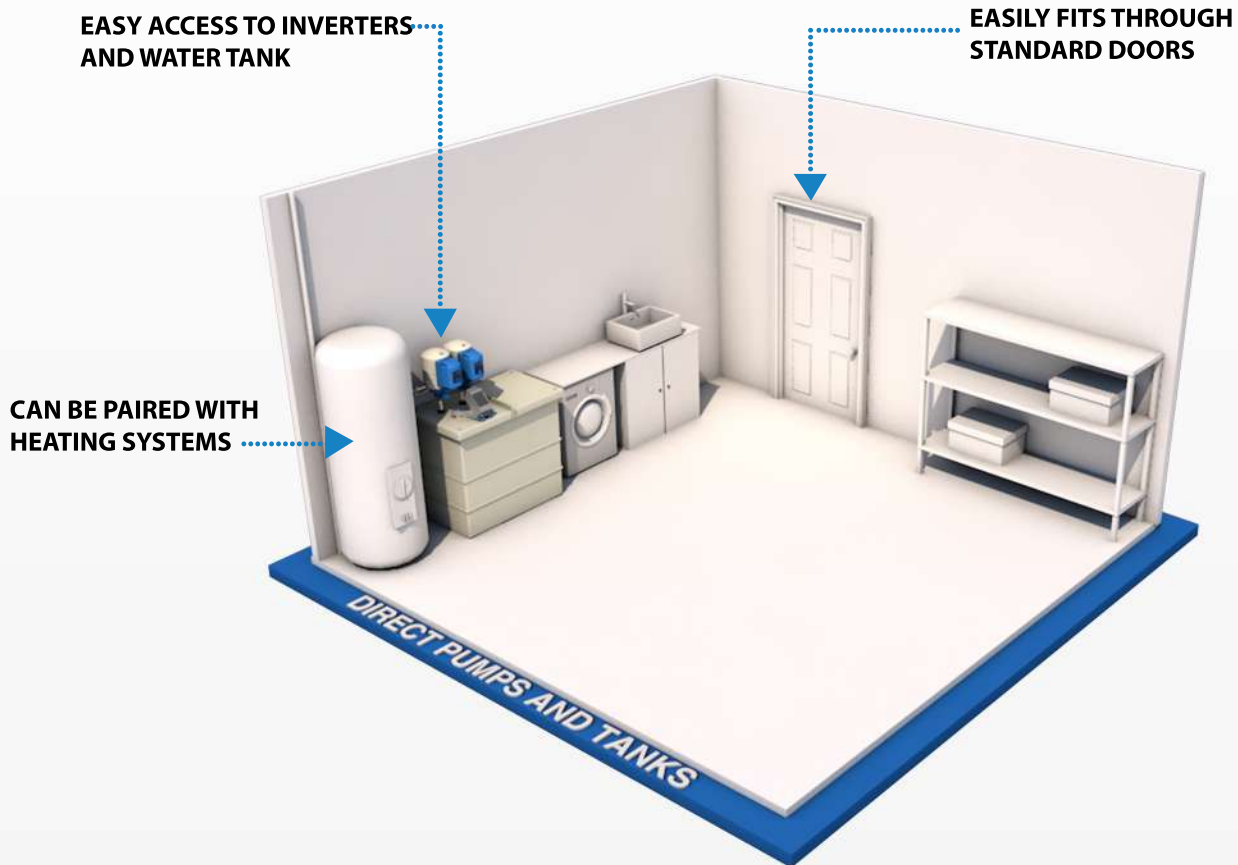
GRP WRAS APPROVED  
TANK

WHISPER QUIET  
WRAS APPROVED  
SUBMERSIBLE PUMP(S)

HORIZONTAL SPLIT  
& CAT 5 VERSIONS AVAILABLE



# Sample FlyVar Installation



**RESIDENTIAL**



**COMMERCIAL**



**INDUSTRIAL**





## Application Areas

As demand increases on the mains water supply buildings can be left with substandard water pressure performance, especially at peak usage times. In addition to this some water suppliers are actually actively lowering water pressure to reduce the likelihood of leaks on their own lines.

The Direct Pumps and Tanks FlyVar Compact has been designed specifically for applications where hot and cold water boosting is required. The FlyVar Compact is equally suited to both residential and commercial building projects due to the high performance and simple installation.

The FlyVar Compact comprises of a whisper quiet pump(s) which is housed in the break tank itself. It comes with an independent inverter to regulate pump speed so the FlyVar Compact can deliver constant pressure when needed.



## Connectivity

Each pump comes complete with an independent inverter fixed to the vessel with Bluetooth connectivity to pair the inverters for duty assist functionality without the need for interconnecting wiring. This enables easy installation and testing.

With this system you can also pair multiple FlyVar Compacts together which will allow for even more flow when space for situating the system is at even more of a premium.





## Specification

The DPT FlyVar Compact is specifically designed to maximise your water storage and boost your water pressure while taking up minimal space at your location.

Each FlyVar Compact features WRAS approved submersible pumps and a GRP tank for total piece of mind.

Each variable speed pump consumes low levels of energy and are whisper quiet. The FlyVar comes in single and twin pump configuration and are available with duty assist and duty standby .

Tanks are available with capacity from 187 litres to 3000 litres for commercial implementation.

## Performance

<b>Flow range single pump</b>	1.3 - 2 litres /sec
<b>Flow range twin pump</b>	2.6 -4 litres / sec
<b>Pressure range</b>	2.5 - 8 bar
<b>Max system pressure</b>	10 bar
<b>Max system Temperature</b>	23°C

## Specification

<b>Inlet Size</b>	1" BSP
<b>Outlet size</b>	1¼" or 1½" BSP
<b>Power supply</b>	230/1/50
<b>Control type</b>	Wireless Bluetooth Technology

## Materials

<b>Tank</b>	25mm Insulated
<b>Pump(s)</b>	AISI 304 stainless steel

## Technical Features

- ▶ WRAS approved pump and tank
- ▶ Digital status display for alerts and reporting
- ▶ GRP water storage tank as standard
- ▶ Variable speed stainless steel submersible pump
- ▶ High flow inlet valve
- ▶ 25mm tank insulation
- ▶ Common alarm volt free contact
- ▶ Low water level pump protection device.



## FlyVar Compact Options

- ▶ Fixed speed versions are available
- ▶ Weatherproof housing for outdoor installations
- ▶ Alarm panel with audible and visual notifications
- ▶ Horizontal split tank for easy access
- ▶ 50mm tank insulation to cope with varying temperature environments
- ▶ Remote mounted panel
- ▶ Remote monitoring and system management
- ▶ High temperature alarm and emergency purge
- ▶ Twin tank system to allow for redundancy and additional capacity
- ▶ Temperature monitoring with automated purge for low usage systems
- ▶ Tank fill level selection to allow for the tank to stop filling at a lower level during periods of low usage prevent water stagnation





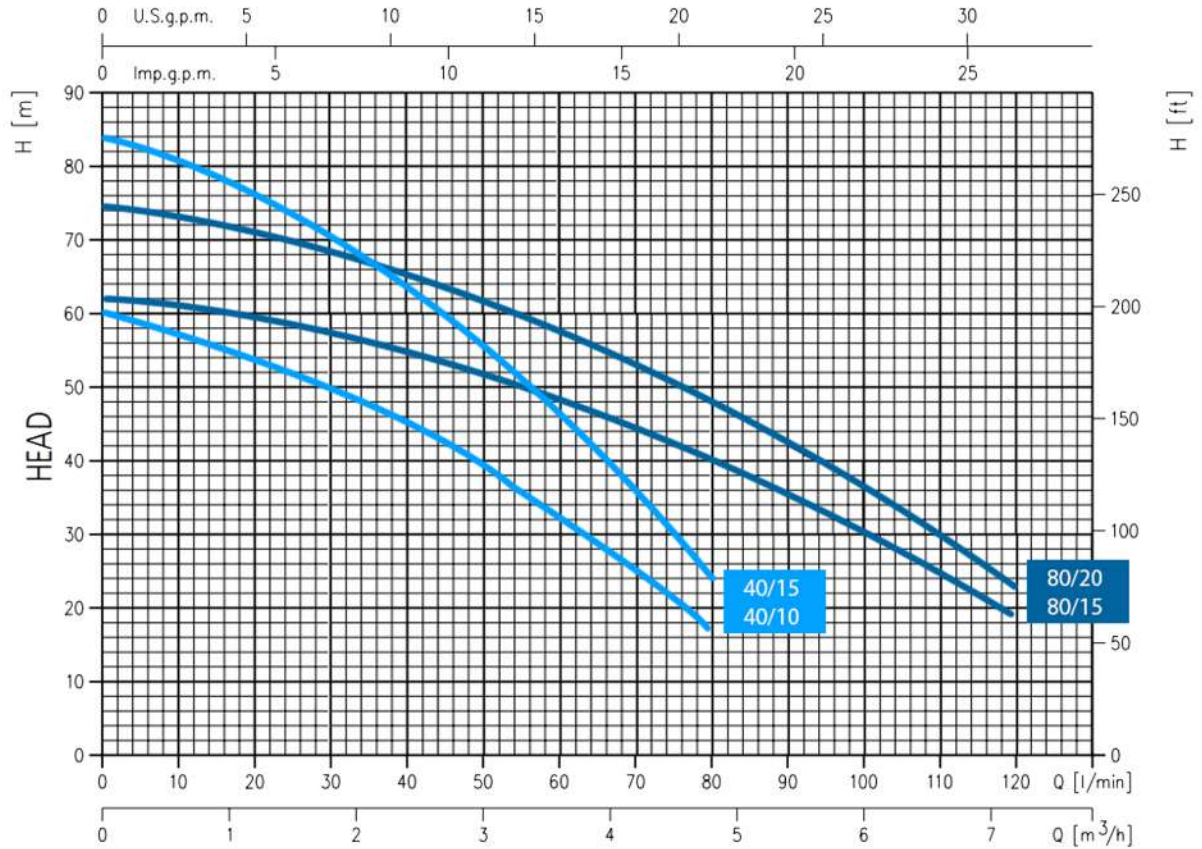
## Single Pump System Technical Chart

Model Number	Mid Curve Flow	Mid Curve Pressure	kW Rating	Running Current (amp)	Supply Voltage	Inlet*	Outlet	Overflow Size	Dry Weight
FV40/10T	40 l/min	4.5 bar	0.75	3.8	1 ph 230v 50 hz	28mm	1"	40mm	74kg
FV40/15T	40 l/min	6.5 bar	1.1	5.2	1 ph 230v 50 hz	28mm	1"	40mm	76kg
FV80/15T	60 l/min	4.5 bar	1.1	5.4	1 ph 230v 50 hz	28mm	1"	40mm	78kg
FV80/20T	60 l/min	5.8 bar	1.5	6.1	1 ph 230v 50 hz	28mm	1"	40mm	80kg

Model Number	Mid Curve Flow	Mid Curve Pressure	kW Rating	Running Current (amp)	Supply Voltage	Inlet*	Outlet	Overflow Size	Dry Weight
FV40/10T	80 l/min	4.5 bar	2 x 0.75	2 x 3.8	1 ph 230v 50 hz	28mm	1¼"	40mm	94kg
FV40/15T	80 l/min	6.5 bar	2 x 1.1	2 x 5.2	1 ph 230v 50 hz	28mm	1¼"	40mm	96kg
FV80/15T	120 l/min	4.5 bar	2 x 1.1	2 x 5.4	1 ph 230v 50 hz	28mm	1¼"	40mm	98kg
FV80/20T	120 l/min	5.8 bar	2 x 1.5	2 x 6.1	1 ph 230v 50 hz	28mm	1¼"	40mm	100kg

Capacity (L)	Pump Configuration	Inlet Size (mm)	Length (mm)	Width (mm)	Height (mm)
187L	Single Only	22	690	690	1329
251L	Single Only	22	690	690	1579
501L	Single and Twin	25	1180	680	1579
601L	Single and Twin	25	1180	680	1179
1000L	Single and Twin	25	1180	1180	1606
1050L	Single and Twin	25	1665	665	1900
1220L	Single and Twin	25	1180	1180	1826
1500L	Single and Twin	25	1702	1202	1606
1501L	Single and Twin	25	1180	1180	2106
2501L	Single and Twin	25	1202	2202	1856
3001L	Single and Twin	25	1202	2202	2106

## Pump Curves





Direct Pumps and Tanks Ltd  
Unit 12 Cossall Industrial Estate  
Ilkeston  
Derbyshire  
DE7 5UA  
Tel: 0115 9444474  
Fax: 0115 9442040  
Email: [info@dpandt.co.uk](mailto:info@dpandt.co.uk)