



The Poly AG Range

Above Ground Water Pumping Station



Product Overview

The POLY AG package pump station is designed to collect and pump water from an above ground system and is available in a single or twin pump arrangement.

The POLY AG can collect grey water from showers and wash-hand basins and is not suitable for foul/sewage waste from toilets. If this is required, please see our POLYAG Mini Series pump station range.

The POLY AG is delivered to site as a complete package, including all internal pipework and the drainage pump.

The POLY AG is specially designed to ensure an easy, problem-free installation and is manufactured in high grade MDPE. We recommend that a high level alarm is fitted, this is available as an additional extra.

We can also supply a battery back-up which would ensure the pump(s) would operate in the event of a mains power outage.

As the system is being installed above ground, you need to check your levels ensure you can achieve a gravity fall into the chamber.

Typical Application


The POLY AG is specifically designed for above ground application for the collection and pumping of any water. Any liquid collected can contain solids up to 10mm only. the Aquatank AG is perfect for:

- ▶ Residential
- ▶ Commercial
- ▶ Industrial
- ▶ Office and Professional Spaces

Additional Extra Components

The POLY AG package pump station can also come with a range of extras and accessories which are recommended with each station, these are: -

- ▶ High level alarm
- ▶ Telemetry alerts
- ▶ Battery backup



Poly AG Features at a Glance

**CONTROL PANEL
AND HIGH-LEVEL
ALARM**

**MDPE
CHAMBER**



**OUTLET AND NON-RETURN
VALVE**

**OUTLET AND NON-RETURN
VALVE**

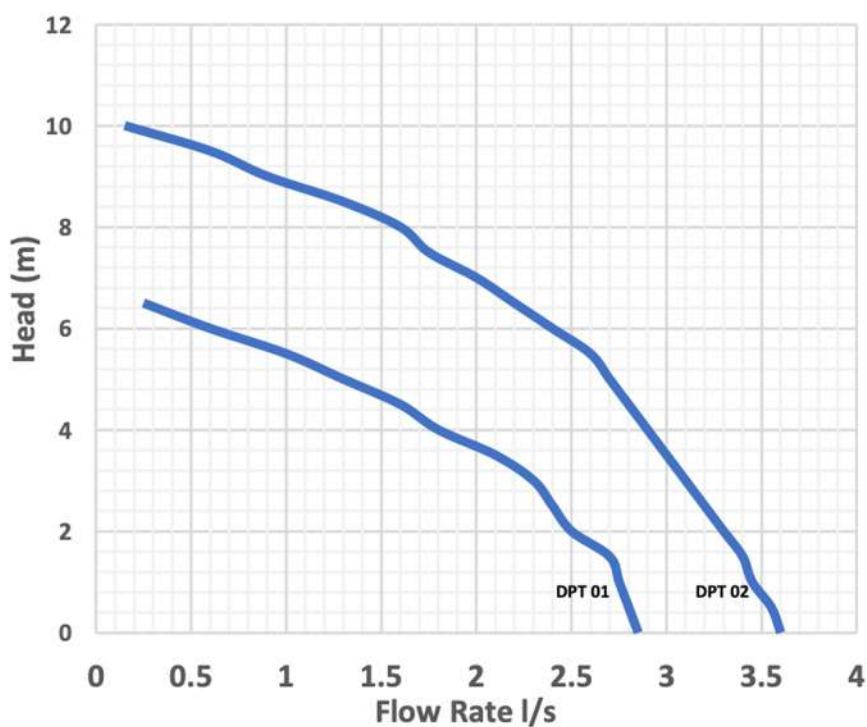
**SINGLE OR TWIN
AUTOMATIC PUMP**



Technical Information

CHAMBER DIMENSIONS		
Height	Diameter	Capacity
735mm	680mm	200L
1100mm	680mm	300L
1600mm	680mm	450L
850mm	1000mm	800L
1350mm	1000mm	1200L
1840mm	1000mm	1700L

Model Ref	DPT01	DPT02
Number of Pumps	Single or Twin	Single or Twin
Power Supply	230 -1ph - 50hz	
Rated Power	0.43kw	0.75kw
Rated Current	1.9A	4.0A
Max Head	6m	9m
Max Flow Rate per Pump	2.75 l/s	3.8 l/s
Cable Length	10m	10m
Max Particle Size	10mm	10mm

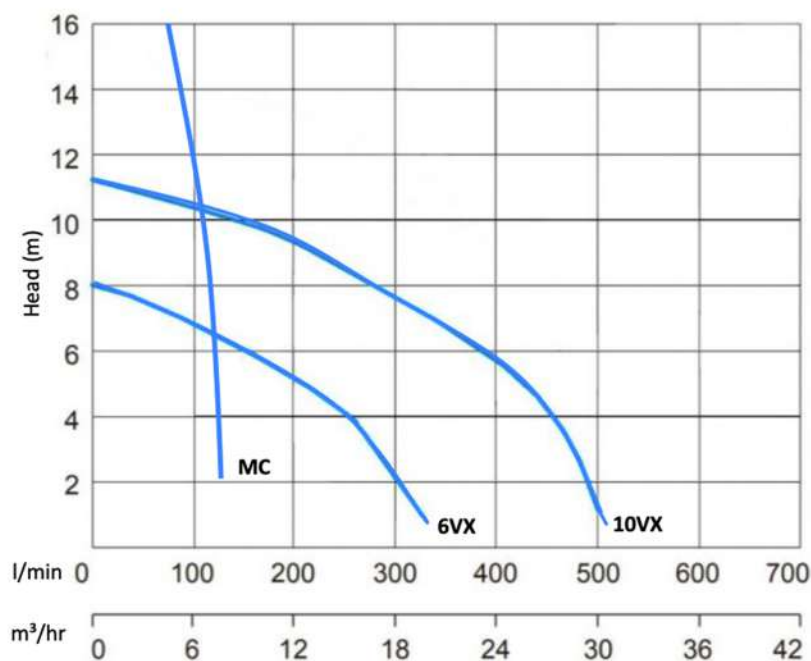




Technical Information

CHAMBER DIMENSIONS		
Height	Diameter	Capacity
850mm	1000mm	800L
1350mm	1000mm	1200L
1840mm	1000mm	1700L

MODEL REF	6VX	10VX	MC
Impeller Type	Vortex	Vortex	Macerator
Power Supply	230 - 1ph - 50hz		
Rated Power	0.37kW	0.75kW	1.2kW
Rated Current	1.9A	4.0A	9.2A
Max Head	6m	10m	16m
Max Flow Rate	5.5 l/s	7.9 l/s	1.8 l/s
Cable Length	10m	10m	10m
Free Passage	50mm	50mm	Macerator





Direct Pumps and Tanks Ltd
Unit 12 Cossall Industrial Estate
Ilkeston
Derbyshire
DE7 5UA
Tel: 0115 9444474
Email: info@dpandt.co.uk