

**Carrickmacross Office:**  
**Kingspan Water & Energy Ltd.,**  
Dundalk Road, Carrickmacross,  
Co. Monaghan, Ireland

T. 1890 201 690  
F. 042 969 0030  
E. [cylindersinfo@kingspan.com](mailto:cylindersinfo@kingspan.com)

© Kingspan and the Lion Device are Registered Trademarks of the Kingspan Group plc in the UK, Ireland and other countries. A Trademarks/Rights II rights reserved.

We take every care and precaution to ensure that information in this document is accurate at the point of publishing but with continuous product development the details given in this document are subject to alteration without notice. Please note pictures shown are for illustration purpose only, actual product may vary depending on product size/model.

VERSION TWO - JANUARY 2019

# Kingspan

## Hot Water Cylinders

### Product Guide



# Kingspan Hot Water Solutions

For over 60 years, Kingspan has been designing and manufacturing products that store and deliver consistently reliable hot water throughout people's homes. Our hot water cylinders have continued to meet the evolving and demanding hot water needs of the modern homes.

Following ongoing investment in research and development, the Kingspan Ultrasteel cylinder was launched in 2008 with new models such as Ultrasteel Plus introduced in 2016 and now the latest addition to the portfolio is a range specifically developed for the Republic of Ireland, sold without accessories kits, providing the installer with a greater choice.

All Kingspan cylinders are known for their outstanding reliability and straightforward functionality. With a simple maintenance schedule, they will reliably store and generate hot water for years to come. Our commitment to quality and standards is demonstrated by our BS EN ISO 9001:2015 accreditation.

Ultrasteel hot water cylinders have been part of the Kingspan Group PLC since 2005. As well as the high level of customer service you'd expect, we offer a technical specialist helpline giving confidence that we can support you over the lifetime of your product and beyond.



## Contents

Introduction to Kingspan	2
Why installers choose Kingspan cylinders	4
When to use a cylinder	5
Introduction to Ultrasteel & Aerocyl	6
Choosing the right hot water cylinder	8
Ultrasteel & Aerocyl Cylinders Technical Data:	
Ultrasteel Indirect	10
Ultrasteel Solar Indirect	12
Aerocyl Heat Pump & Solar	14
Aerocyl Heat Pump Only	16
Introduction to Compact SS	18
Compact SS Cylinders Technical Data:	
Compact SS Twin Coil	20
Compact SS Triple Coil	22
Introduction to Copper Cylinders	24
Copper Cylinders Technical Data:	
Indirect Cylinders (20PSI)	25
Indirect Dual Coil Cylinders (20PSI)	25
Indirect Cylinders (40PSI)	26
Indirect - Part L Cylinders (20PSI)	26
Direct Cylinders	27
Centurion Eco Solar Cylinders	27

## Why Installers Choose Kingspan Cylinders

Modern heating systems should be fitted by competent installers, and with greater customer expectations, the role of the modern heating engineer has never been so important. Installers need to keep up-to-date with a wider range of products than ever before, and it's never been more complex with so many variables to consider, selecting the right combination of products for a heating system can be challenging.

That's why good installers are looking to work with a select range of reputable manufacturers, to help their business, navigate the range of solutions available and get the best products and service to support their business in meeting the needs of their customers.

We have listed below some of the key reasons an installer would choose Kingspan:



### Premium brand



Enhances your reputation & provides your customers peace of mind that they're dealing with a reputable trade professional by using top brands.

### Widely available



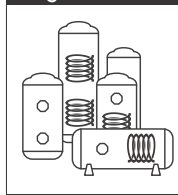
For the convenience of you and your customers, so that you can provide them with the best service possible and win more work.

### Superior quality




Protects your reputation and reduces the risk of call back to a problem job, saving you both time, money and gaining potential future work.

### Comprehensive range



Gain maximum value by surpassing your customers' expectations and providing them with the best product for their application.

### Technical support



Never be stuck again with help and advice on product selection, tricky installations or system diagnostics & problem solving.

## When to use a cylinder?

"Is this hot water system capable of meeting the demands it could face?"

That's the crucial question you can ask yourself when working with your customers on adaptations, retrofits and extensions to their home. If the answer is "no", it's an opportunity for you to upgrade your customer to an UltraSteel hot water cylinder.

Combi boilers can be just the job for smaller homes with only one bathroom, they're often left lagging when using more than one hot water outlet at the same time.

If your customer is adding a bathroom, building an extension for a new utility room or a workshop with hot water, it could be time to consider adding an element of stored hot water to the system. It's no good installing the most luxurious en-suite shower or beautiful new bathroom if your customer is left disappointed because the bath takes forever to fill or the shower becomes a trickle as soon as someone turns on the kitchen sink tap.

That's where hot water cylinders are the best product for the job. Whether it's in a home with one bathroom and an en-suite, or in a multiple-occupancy home with four or five bathrooms, they can handle hot water being used simultaneously in multiple places throughout the home.

## Providing Choice to Installers

The new range of Kingspan Ultrasteel cylinders for Ireland is supplied with 3/4" BSP male boss connections and optional accessory kit. This enables the installer to select their own choice of valves and thermostats if required.



Guarantee Inner Vessel	Tested to 15 Bar	Superior Corrosion Resistance
25* Years		

## Introducing Ultrasteel & Aerocyl



The practical Ultrasteel and Aerocyl cylinder ranges have been one of Kingspan's most popular stainless steel hot water cylinders since their launch.

Made from high-grade engineering materials such as Duplex stainless steel, the cylinders' functional features strike the perfect balance for installers and homeowners between reliability, aesthetics and good value.

Quick recovery coils mean homeowners have low reheat times for the fast availability of hot water. High flow rates are perfect for multiple bathrooms and energy-efficient insulation keeps running costs low.

With a choice of Indirect, Solar Indirect or Heat Pump models available, homeowners can choose the model that suits their needs.

## Horizontal & Slimline cylinders also available!

Please refer to our GB product guide for more information.

\* See installation instructions for full terms and conditions, only 10 years for Aerocyl and 2 years for parts.

# Choosing the Right Hot Water Cylinder



## Key Features:

- Well insulated – economical to run with low heat loss
- Low reheat times for fast availability of hot water
- Duplex stainless steel basic vessel with superior corrosion resistance
- Sleek silver finish outer case for an aesthetically pleasing appearance
- All cylinders supplied with high quality 3kW immersion heater
- Available in capacities from 120-500litres

An hot water cylinder is ideal for larger properties but is also suitable for small homes with just one bath/shower, especially when mains gas is not an option.

See the chart opposite to help you select the correct cylinder for your application.

Hot water demand	Bedrooms	Indirect cylinder capacity (litres)
1 standard bath or shower	Bedsit/1 bed	120
	2-3 bed	120
	3-4 bed	150
1 standard bath	2-3 bed	120
	3-4 bed	150
1 bath and en-suite	2-3 bed	150
	3-4 bed	150
	4-5 bed	180
2 standard baths	2-3 bed	180
	3-4 bed	180
	4-5 bed	210
3 bathrooms	3-4 bed	250
	4-5 bed	250
	5-6 bed	300

## Optional Ultrasteel Cylinder Kits\*

Based on our years of experience in hot water storage, Kingspan has assembled the following cylinder kits comprising of market leading components that we recommend.

KIT Code	Cylinder size	Cylinder Type
025402	120 - 250L	INDIRECT
025403	300L	
025406	180 - 250L	SOLAR
025407	300L	



**INLET CONTROL SET**  
(22mm Compression)  
(15mm Compression on PRV)



**EXPANSION VESSEL**  
18L vessel on 120 to 250L cylinders  
24L vessel on 300L cylinders



**THERMOSTATIC CONTROL**  
Dual Thermostat



**TWO-PORT VALVE**  
(22mm Compression)




**ACETAL TUNDISH**  
(22 x 15mm Compression)

\*Please note, Aerocyl and Ultrasteel 400L / 500L cylinders come with an accessory kit as standard.





# Ultrasteel Indirect



## Connections

- A.** 3/4" BSP male thread cold feed with dip pipe to diffuser in bottom of cylinder (1" Female BSP connection on 400/500L models with no diffuser)
- B.** 3/4" BSP male thread hot water outlet (1" Female BSP connection on 400/500L)
- C1.** Immersion heater†
- C2.** Secondary immersion heater‡ (250L and above only)
- D.** 3/4" BSP male thread boiler coil connections
- E.** 1/2" NPT x 15mm Temperature & Pressure relief valve (3/4" Temperature & Pressure relief valve 400/500L)
- F.** 3/4" BSP male thread secondary return (cylinders with a capacity of 210 litres and above only)
- G.** Dry stat pocket
- H1.** Destratification (400/500L)
- H2.** Destratification (400/500L)

## Factory fitted



Temperature & pressure relief valve (7 bar / 90°C)



Immersion Heater 3kW - 14"

### NOTE:

400 and 500 litre models supplied with unvented kit as shown on page 9

## Basic information

Code	Nominal Cap. (L)	Height (mm)	Dia. (mm)	ErP Rating	Standing Loss (W)
AUN120IEERP	120	933	550	B	50
AUN150IEERP	150	1120	550	C	68
AUN180IEERP	180	1308	550	C	69
AUN210IEERP	210	1496	550	C	73
AUN250IEERP	250	1746	550	C	91
AUN300IEERP	300	2055	550	C	87
AUI400ERP	400	1657	693	C	102
AUI500ERP	500	1946	693	C	110

## Connection locations


Nominal Cap. (L)	A (mm)	B (mm)	C1† (mm)	C2‡ (mm)	D (mm)	E (mm)	F (mm)	G (mm)	H1 (mm)	H2 (mm)
120	390	933	330	N/A	290	705	N/A	385	N/A	N/A
150	465	1120	370	N/A	330	895	N/A	425	N/A	N/A
180	465	1308	370	N/A	330	1080	N/A	425	N/A	N/A
210	465	1496	405	N/A	365	1270	1150	465	N/A	N/A
250	465	1746	405	950	365	1520	1400	560	N/A	N/A
300	465	2055	405	1100	365	1830	1600	660	N/A	N/A
400	197	1657	767	1057	692	1387	1347	827	197	1247
500	197	1946	767	1357	692	1687	1647	827	197	1547

## Technical information

Nominal Cap. (L)	Actual Cap. (L)	Expansion vessel (L)	Weight empty (kg)	Heat-up Time (min)	Indirect Coil (kW Rating)	Heat Loss (kW/24h)	3kW immersion heater
120	120.1	18	35	24	18.49	1.19	1x Standard
150	150.4	18	40	27	19.72	1.62	1x Standard
180	180.6	18	45	33	20.17	1.66	1x Standard
210	210.6	18	50	35	21.35	1.76	1x Standard
250	250.9	18	55	41	22.40	2.19	2x Standard
300	300.3	25	60	52	21.43	2.09	2x Standard
400	397.0	25	85	48	27.70	2.45	2x Standard
500	495.0	25	95	55	28.80	2.65	2x Standard

† Not to be used as the primary heat source  
\* Factory fitted

# Ultrasteel Solar Indirect



## Connections

- A.** 3/4" BSP male thread cold feed with dip pipe to diffuser in bottom of cylinder (1" Female BSP connection on 400/500L model with no diffuser)
- B.** 3/4" BSP male thread hot water outlet (1" Female BSP connection on 400/500L)
- C.** Immersion heater†
- D1.** 3/4" BSP male thread boiler coil connections
- D2.** 3/4" BSP male thread solar coil connections
- E.** 1/2" NPT x 15mm Temperature & Pressure relief valve (3/4" NPT x 15mm Temperature & Pressure relief valve\* 400-500L)
- F.** 3/4" BSP male thread secondary return (cylinders with a capacity of 210 litres and above only)
- G1.** Dry stat pocket (solar)
- G2.** Dry stat pocket (boiler)
- G3.** Dry stat pocket (high limit)
- H.** Destratification (400/500L models only)

## Factory fitted



Temperature & pressure relief valve  
(7 bar / 90°C)



Immersion Heater  
3kW - 14"

### NOTE:

400 and 500 litre models supplied with unvented kit as shown on page 9

Improved Dedicated Solar Volume

250XS = 20% More  
300XS = 46% More

Off Grid Solar Thermal

Reduced Emissions

Conventional Heat Source Backup

## Basic information

Code	Nominal Cap. (L)	Height (mm)	Dia. (mm)	ErP Rating	Standing Loss (W)
AUSN180IEERP	180	1308	550	C	69
AUSN210IEERP	210	1496	550	C	73
AUSN250IEERP	250	1746	550	C	91
AUSI250XSERP	250	1746	550	C	91
AUSN300IEERP	300	2055	550	C	87
AUSI300XSERP	300	2055	550	C	87
AUSI400ERP	400	1657	693	C	102
AUSI500ERP	500	1946	693	C	110

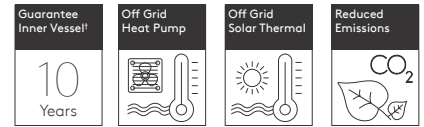
## Connection locations

Nominal Cap. (L)	A (mm)	B (mm)	C (mm)	D1 (mm)	D2 (mm)	E (mm)	F (mm)	G1 (mm)	G2 (mm)	G3 (mm)	H1 (mm)	H2 (mm)
180	390	1308	725	674	290	1080	N/A	345	729	1080	N/A	N/A
210	465	1496	830	779	365	1270	1150	420	834	1270	N/A	N/A
250	465	1746	1000	950	365	1520	1400	420	1005	1520	N/A	N/A
250 XS	465	1746	752	1072	365	1520	1400	420	1127	1520	N/A	N/A
300	465	2055	1030	980	365	1830	1600	420	1035	1830	N/A	N/A
300 XS	465	2055	902	1257	365	1830	1600	420	1326	1830	N/A	N/A
400	196	1656	766	1156	691	1386	1346	826	1286	1386	196	1286
500	196	1946	766	1356	691	1686	1646	826	1491	1686	196	1546

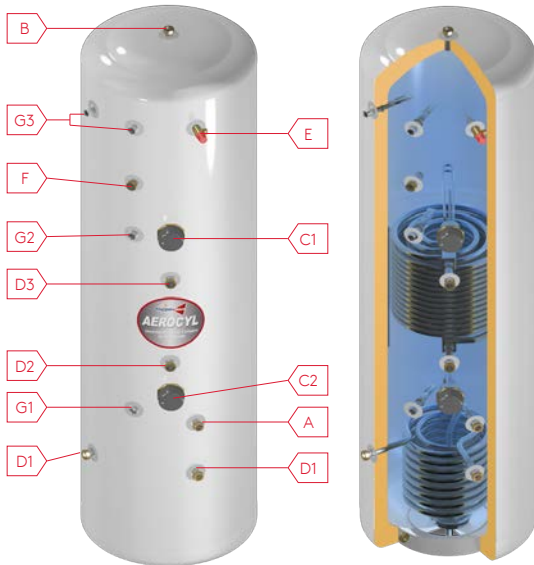
## Technical information

Nominal Cap. (L)	Actual Cap. (L)	Dedicated Solar Vol. (L)	Weight empty (kg)	Expansion vessel (L)	Heat-up Time (min)	Indirect Coil (kW)	Solar Coil (kW)	Heat Loss (kW/24h)	3kW immersion heater
180	174	57	60	18	36	18.0	18.5	1.66	1x Standard
210	202	67	65	18	35	19.7	19.8	1.76	1x Standard
250	242	95	70	18	41	20.2	20.7	2.19	1x Standard
250 XS	242	114	70	18	41	20.2	20.7	2.19	1x Standard
300	291	94	75	25	48	21.4	22.1	2.09	1x Standard
300 XS	291	138	75	25	48	21.4	22.1	2.09	1x Standard
400	397	121	85	25	64	22.4	27.7	2.45	1x Standard
500	495	151	95	25	80	21.4	28.8	2.65	1x Standard

† Not to be used as the primary heat source  
\* Factory fitted



# Aerocyl Heat Pump and Solar




## Connections

- A.** 22mm Cold feed with dip pipe to diffuser
- B.** 22mm Hot water outlet
- C1.** Immersion heater\*
- D1.** 22mm Solar coil connections
- D2.** Heat pump connection (Return)
- D3.** Heat pump connection (Flow)
- E.** 1/2" NPT x 15mm Temperature & Pressure relief valve\*
- F.** 22mm Secondary return (cylinders with a capacity of 210 litres and above only)
- G1.** Dry stat pocket (solar)
- G2.** Dry stat pocket (heat pump)
- G3.** Dry stat pockets

## Basic information

Code	Nominal Cap. (L)	Height (mm)	Dia. (mm)	ErP Rating	Standing Loss
HPS180ERP	180	1308	550	C	69
HPS210ERP	210	1496	550	C	73
HPS250ERP	250	1746	550	C	91
HPS300ERP	300	2056	550	C	87
HPS400ERP	400	1656	693	C	102
HPS500ERP	500	1946	693	C	110

## Supplied with



## Connection locations

Nominal Cap. (L)	A (mm)	B (mm)	C1† (mm)	C2‡ (mm)	D1 (mm)	D2 (mm)	D3 (mm)	E (mm)	F (mm)	G1 (mm)	G2 (mm)	G3 (mm)
180	390	1308	868	-	300	458	808	1080	N/A	355	868	1080
210	465	1496	1008	-	365	560	910	1270	1150	420	1008	1270
250	465	1746	1100	-	365	652	1002	1520	1400	420	1100	1520
300	465	2059	1173	-	365	725	1075	1830	1600	420	1173	1830
400	740	1650	1320	792	690	870	1220	1400	1350	790	1320	1400
500	740	1950	1320	792	690	870	1220	1690	1640	790	1320	1690

## Technical information

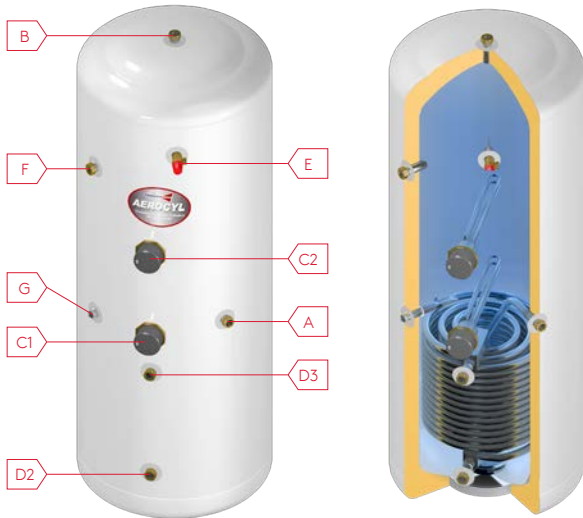
Nom. Cap. (L)	Actual Cap. (L)	Dedicated Solar Vol. (L)	Weight empty (kg)	DHW Expansion vessel (L)	Heat-up Time (min)	HP Coil (kW)	Solar Coil (kW)	Heat Loss (kW/24h)	3kW immersion heater
180	178.0	51.8	58	18	Refer to the heat pump OMI guide	28.3	18.48	1.66	1x Standard
210	204.6	60.3	59	18		28.1	19.75	1.76	1x Standard
250	247.0	72.3	65	18		27.4	20.68	2.19	1x Standard
300	295.6	87.1	77	25		26.7	22.08	2.09	1x Standard
400	395	219	87	25		15.6	17.70	2.45	2x Standard
500	495	219	95	25		13.0	16.77	2.65	2x Standard

\* Factory fitted to cylinder. † Not to be used as the primary heat source. ‡ See installation instructions for full terms and conditions, only 2 years for parts.



Guarantee Inner Vessel† <b>10</b> Years	Off Grid Heat Pump 	Reduced Emissions 
---	------------------------	-----------------------

# Aerocyl Heat Pump




## Connections

- A.** 22mm Cold feed with dip pipe to diffuser
- B.** 22mm Hot water outlet
- C.** Immersion heater\*
- D2.** 22mm Heat pump connection (Return)
- D3.** Heat pump connection (Flow)
- E.** 1/2" NPT x 15mm Temperature & Pressure relief valve\*
- F.** 22mm Secondary return (cylinders with a capacity of 210 litres and above only)
- G.** Dry stat pocket

## Basic information

Code	Nominal Cap. (L)	Height (mm)	Dia. (mm)	ErP Rating	Standing Loss
HP150ERP	150	1120	550	C	68
HP180ERP	180	1308	550	C	69
HP210ERP	210	1496	550	C	73
HP250ERP	250	1746	550	C	91
HP300ERP	300	2055	550	C	87
HP400ERP	400	1656	693	C	102
HP500ERP	500	1949	693	C	110

## Supplied with



## Connection locations

Nominal Cap. (L)	A (mm)	B (mm)	C1* (mm)	C2* (mm)	D2 (mm)	D3 (mm)	E (mm)	F (mm)	G (mm)
150	681	1120	650	-	175	519	895	N/A	650
180	681	1308	650	-	175	519	1080	N/A	650
210	681	1496	650	-	175	519	1270	1150	650
250	681	1746	650	-	175	519	1520	1400	650
300	681	2059	650	-	175	519	1830	1600	650
400	635	1650	1060	1615	545	545	1400	1340	635
500	635	1950	1350	1915	545	545	1690	1640	635

## Technical information

Nom. Cap. (L)	Actual Cap. (L)	Weight empty (kg)	DHW Expansion vessel (L)	Heat-up Time (min)	HP Coil (kW)	Heat Loss (kW/24h)	3kW immersion heater
150	150	35	12	Refer to the heat pump OMI guide	31.8	1.62	1x Standard
180	181	45	18		30.1	1.66	1x Standard
210	211	50	18		28.5	1.76	1x Standard
250	251	55	18		27.0	2.19	1x Standard
300	300	60	25		25.6	2.09	1x Standard
400	395	87	25		24.2	2.45	2x Standard
500	495	95	25		23.0	2.65	2x Standard

\* Factory fitted to cylinder. † Not to be used as the primary heat source.  
‡ See installation instructions for full terms and conditions, only 2 years for parts.

# Twin and Triple Coil Cylinders

## Key Features:

- Capacities from 250 to 500 litres
- Reduced height for easier installation
- Available with 1 or 2 primary heat exchangers in addition to the solar heat exchanger
- All models supplied with two high quality 3kW immersion heaters that can act as a backup heating
- Encased in enamelled galvanised steel outer casing
- Low maintenance
- 10-year guarantee on inner vessel
- 50mm insulation: HCFC and CFC-free polyurethane foam for long standing heat loss
- Available with or without a cylinder kit



<b>Guarantee Inner Vessel*</b> 	<b>Reduced Emissions</b> 	<b>Conventional Heat Source Backup</b> 
------------------------------------	------------------------------	--

## Introducing Compact SS

Compact SS cylinders have been specifically developed for use with solar thermal applications. In addition to purpose-designed solar coil providing maximum heat transfer or renewable energy into the stored water, the cylinders feature one or two coils which can be connected to a traditional gas or oil boiler.

Compact SS are manufactured from high quality Duplex stainless steel, offering superior corrosion resistance and long operational life. Available in capacities ranging from 250 to 500 litres, they boast a special shorter design with wider diameter for easier installation.

Suitable for large domestic and light commercial applications, the cylinders can be used with a wide range of solar panels available on the Irish market.

## Optional Cylinder Kits

The cylinders are available with an optional kit comprising of market leading components that we recommend.

KIT Code	Cylinder size
<b>KIT24ROI</b>	250L & 300L
<b>KIT35ROI</b>	400 & 500L



**INLET CONTROL SET**  
(22mm Compression)  
(15mm Compression on PRV)



**EXPANSION VESSEL**  
18L vessel on 250L cylinders  
24L vessel on 300L cylinders  
35L vessel on 400 & 500L cylinders



**THERMOSTATIC CONTROL**  
Dual Thermostat



**TWO-PORT VALVE**  
(22mm Compression)

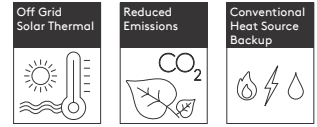


**ACETAL TUNDISH**  
(22 x 15mm Compression)




**TEMPERATURE & PRESSURE RELIEF VALVE**  
(1/2" BSP x 15mm Compression)

\* See installation instructions for full terms and conditions, only 2 years for parts.



# Compact SS Twin Coil



## Connections

- A.** 1" BSP female thread cold feed
- B.** 1" BSP female thread hot water outlet
- C1.** Immersion heater†
- C2.** Immersion heater†
- D1.** 3/4" BSP male thread coil 1 connections (solar)
- D2.** 3/4" BSP male thread coil 2 connections (return)
- D3.** 3/4" BSP male thread coil 2 connections (flow)
- E.** 1/2" BSP Female boss
- F.** 3/4" BSP male thread secondary return
- G1.** Dry stat pocket (solar)
- G2.** Dry stat pocket (boiler)
- G3.** Dry stat pocket (high limit)

## Factory fitted



Immersion Heater  
3kW - 14"

## Basic information

Code	Nominal Cap. (L)	Height (mm)	Dia. (mm)	ErP Rating	Standing Loss (W)
ROI2C250ERP	250	1350	625	C	76
ROI2C300ERP	300	1550	625	C	91
ROI2C400ERP	400	1650	694	C	101
ROI2C500ERP	500	1950	694	C	110

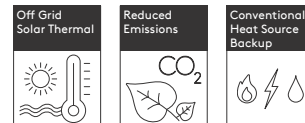
## Connection locations

Nominal Cap. (L)	A (mm)	B (mm)	C1 (mm)	C2 (mm)	D1 (mm)	D2 (mm)	D3* (mm)	E (mm)	F (mm)	G1 (mm)	G2 (mm)	G3 (mm)
250	250	1345	435	916	840	360	360	1108	1047	435	916	1108
300	252	1550	535	1018	361	643	940	1308	1249	535	1018	1308
400	252	1650	522	1025	367	650	949	1410	1346	522	1025	1410
500	252	1950	522	1388	367	943	1311	1701	1639	522	1388	1701

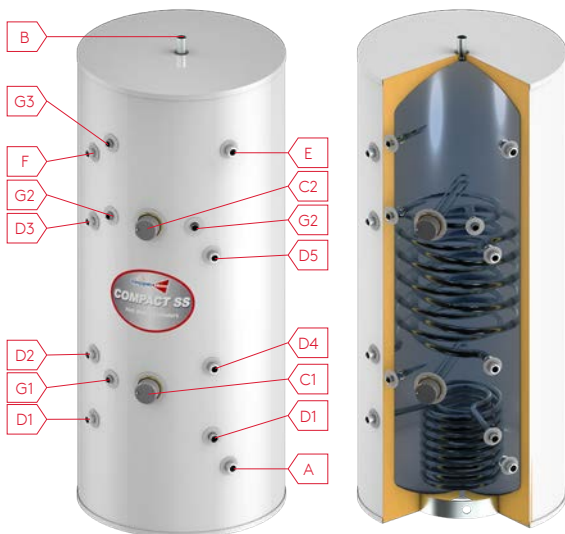
## Technical information

Nominal Cap. (L)	Actual Cap. (L)	Dedicated Solar Vol. (L)	Weight empty (kg)	Heat-up Time (min)	Coil 1 (kW)	Coil 2 (kW)	Heat Loss (kW/24h)	3kW immersion heater
250	250	110	65	40	2200	21.00	1.83	2x Standard
300	300	115	70	45	17.24	12.00	2.09	2x Standard
400	397	121	85	64	17.00	11.50	2.42	2x Standard
500	495	151	95	78	16.80	12.00	2.64	2x Standard

† Not to be used as the primary heat source  
\* Note the heat pump coil connections on 250L model run horizontally not vertically, either connection may be used as flow/return



# Compact SS Triple Coil



## Connections

- A.** 1" BSP female thread Cold feed
- B.** 1" BSP female thread Hot water outlet
- C1.** Immersion heater†
- C2.** Immersion heater†
- D1.** 3/4" BSP male thread coil 1 connections (Solar)
- D2.** 3/4" BSP male thread coil 2 connections (Return)
- D3.** 3/4" BSP male thread coil 2 connections (Flow)
- D4.** 3/4" BSP male thread coil 3 connections (Return)
- D5.** 3/4" BSP male thread coil 3 connections (Flow)
- E.** 1/2" BSP Female Boss
- F.** 3/4" BSP male thread Secondary return
- G1.** Dry stat pocket (solar)
- G2.** Dry stat pocket (boiler)
- G3.** Dry stat pocket (high limit)

## Factory fitted



Immersion Heater  
3kW - 14"

## Basic information

Code	Nominal Cap. (L)	Height (mm)	Dia. (mm)	ErP Rating	Standing Loss (W)
ROI3C300ERP	300	1550	625	C	91
ROI3C400ERP	400	1650	694	C	101
ROI3C500ERP	500	1950	694	C	110

## Connection locations

Nominal Cap. (L)	A (mm)	B (mm)	C1 (mm)	C2 (mm)	D1 (mm)	D2 (mm)	D3 (mm)	D4 (mm)	D5 (mm)	F (mm)	G1 (mm)	G2 (mm)	E & G3 (mm)
300	252	1550	533	1018	361	643	940	640	1045	1246	533	1018	1308
400	252	1650	522	1025	367	650	949	619	1024	1346	522	1025	1410
500	252	1950	522	1388	367	943	1311	934	1339	1639	522	1388	1701

## Technical information

Nominal Cap. (L)	Actual Cap. (L)	Dedicated Solar Vol. (L)	Weight empty (kg)	Heat-up Time (min)	Coil 1 (kW)	Coil 2 (kW)	Coil 3 (kW)	Heat Loss (kW/24h)	3kW immersion heater
300	300	115	70	45	17.24	12.00	12.00	2.09	2x Standard
400	397	121	85	64	17.00	11.50	11.50	2.42	2x Standard
500	495	151	95	78	16.80	12.00	12.00	2.64	2x Standard

† Not to be used as the primary heat source

# Copper Cylinders

Kingspan manufactures open vented copper cylinders for domestic hot water storage in a variety of sizes and patterns. Our copper cylinders are specially designed to heat up quickly and to retain their heat for long periods. They are available in Grade 3 copper as standard and Grade 2 and Grade 1 on request, and can be manufactured with various combinations of connections and bosses to suit your requirements via our bespoke Kwikcyl service. Cylinders are supplied with 35mm or 50mm environmentally-friendly foam lagging for low standing heat loss.

## Key Features:

- Manufactured from high grade copper
- Available in a wide range of sizes and formats including indirect, direct and solar models
- Combi units available on request
- Non-standard sizes and units with gravity coil available on special request through our bespoke Kwikcyl service
- 35mm PU foam lagging as standard for low standing heat loss
- Available with 28mm compression fittings
- 2-year guarantee



## Indirect Cylinder (20PSI) 35mm Insulation

Code	Nominal Cap. (L)	Height (inches)	Dia. (inches)	ErP Rating	Standing Loss (W)
3018IND28INS20ERP	96.5	30	18	C	53
3615IND28INS20ERP	87.5	36	15	C	50
3618IND28INS20ERP	122.5	36	18	C	66
4215IND28INS20ERP	105	42	15	C	57
4218IND28INS20ERP	146.5	42	18	C	73
4815IND28INS20ERP	119	48	15	C	64
4818IND28INS20ERP	169	48	18	C	73
6018IND28INS20ERP	218	60	18	C	83



## Indirect Dual Coil Cylinder (20PSI) 35mm Insulation

Code	Nominal Cap. (L)	Height (inches)	Dia. (inches)	ErP Rating	Standing Loss (W)
<b>OPPOSITE</b>					
3018DU28INS20OPPERP	96.5	30	18	C	53
3615DU28INS20OPPERP	87.5	36	15	C	50
3618DU28INS20OPPERP	122.5	36	18	C	66
4215DU28INS20OPPERP	105	42	15	C	57
4218DU28INS20OPPERP	146.5	42	18	C	73
4818DU28INS20OPPERP	169	48	18	C	73
6018DU28INS20OPPERP	218	60	18	C	83
<b>90 DEGREE</b>					
3018DU28INS20ERP	96.5	30	18	C	53
3618DU28INS20ERP	122.5	36	18	C	66
4218DU28INS20ERP	146.5	42	18	C	73





# Copper Cylinders

## Indirect Cylinder (40PSI) 35mm Insulation

Code	Nominal Cap. (L)	Height (inches)	Dia. (inches)	ErP Rating	Standing Loss (W)
<b>SINGLE COIL</b>					
3018IND28INS40ERP	96.5	30	18	C	53
3615IND28INS40ERP	87.5	36	15	C	50
3618IND28INS40ERP	122.5	36	18	C	66
4218IND28INS40ERP	146.5	42	18	C	73
<b>DUAL COIL</b>					
3018DU28INS40OPPERP	96.5	30	18	C	53
3615DU28INS40OPPERP	87.5	36	15	C	50
3618DU28INS40OPPERP	122.5	36	18	C	66
4218DU28INS40OPPERP	146.5	42	18	C	73



## Direct Cylinder 35mm Insulation

Code	Nominal Cap. (L)	Height (inches)	Dia. (inches)	ErP Rating	Standing Loss (W)
<b>20 PSI</b>					
3018DIRINS20ERP	96.5	30	18	C	53
3615DIRINS20ERP	87.5	36	15	C	50
<b>40 PSI</b>					
3018DIRINS40ERP	96.5	30	18	C	53



## Indirect - Part L Cylinder (20PSI) 50mm Insulation

Code	Nominal Cap. (L)	Height (inches)	Dia. (inches)	ErP Rating	Standing Loss (W)
<b>SINGLE COIL</b>					
PL3018IND28INS20ERP	96.5	30	18	C	53
PL3615IND28INS20ERP	87.5	36	15	C	50
PL3618IND28INS20ERP	122.5	36	18	C	66
PL4215IND28INS20ERP	105	42	15	C	57
PL4218IND28INS20ERP	146.5	42	18	C	73
<b>DUAL COIL</b>					
PL3018DU28INS20OPPERP	96.5	30	18	C	53
PL3615DU28INS20OPPERP	87.5	36	15	C	50
PL3618DU28INS20OPPERP	122.5	36	18	C	66
PL4215DU28INS20OPPERP	105	42	15	C	57
PL4218DU28INS20OPPERP	146.5	42	18	C	73



## Centurion Eco Solar (High Dedicated Solar Volume)

Code	Nominal Cap. (L)	Height (mm)	Dia. (mm)	ErP Rating	Standing Loss (W)
<b>Twin Coil Solar</b>					
B3112045ECOERP	169	1200	450	C	73
B3115045ECOERP	210	1500	450	C	85
B3118050ECOERP	300	1800	500	C	92
<b>Triple Coil Solar</b>					
B3112045ECO+ERP	169	1200	450	C	73
B3115045ECO+ERP	210	1500	450	C	85
B3118050ECO+ERP	300	1800	500	C	92

